



# ACTIVE SCHOOL **WALKWAY** TEMPLATE CHARTS



Riailtas na hÉireann  
Government of Ireland



## Contents

---

03	Teacher Master Copy
04	Walkway Orienteering Route
05	Active Walkway
06	Walkway Colours/Patterns
07	Walkway Flags
08	Walkway Clocks
09	Walkway Clocks (AM and PM)
10	Walkway Clocks (AM Calculations)
11	Walkway Clocks (PM Calculations)
12	Walkway Shapes
13	Walkway Addition
14	Walkway Multiplication
15	Walkway Sentences
16	Walkway Alphabetical Ordering
17	Walkway Hand Writing
18	Walkway Reading Suggestions
19	Walkway Dictionary Search
20	Walkway Quiz
21	Blank Walkway Chart

---

22	Our WALKWAY Route
----	-------------------

---

## Some Practical Advice

---

**Double-Sided/Laminate:** Photocopy the challenge chart on one side and the school map on the other side. Laminate to allow for multiple uses and longevity.

**Class Sets:** Create a class set of each challenge chart and store in a labelled box/folder. It's a good idea to number the challenge chart to ensure that full sets are returned after use.

**Master Sheets:** Remember to include a laminated Teacher Master sheet, plus the answer sheet with each of the class sets.

**Storage:** Designate a press/storage area, close to the start of the WW route for challenge chart sets, non-permanent markers, clip boards and stop watches.

---

### WALKWAY SLIDESHOWS

are available to download from the ASF


Members Area on: [www.activeschoolflag.ie](http://www.activeschoolflag.ie)

### IRISH VERSIONS

are available to download from the ASF

Members Area on: [www.activeschoolflag.ie](http://www.activeschoolflag.ie)

# Teacher Master Copy

Location	Colour/Pattern	Country	Time	Shape	Letter 1	Letter 2
1		France	3.00	Triangle	C	S
2	Brown	Japan	10.15	Square	S	L
3	Orange	Italy	1.30	Circle	B	P
4	Yellow	Spain	4.30	Scalene Triangle	R	F
5	Navy	Ireland	8.00	Heart	T	L
6	Pink	United Kingdom	2.15	Hexagon	G	D
7		Lithuania	11.15	Diamond	E	A
8	Purple	Nigeria	9.45	Oval	L	N
9	Grey	Brazil	12.30	Rectangle	O	M
10	Green	India	1.15	Irregular Hexagon	A	P
11	Black	Poland	1.00	Octagon	I	H
12	Red	China	5.30	Parallelogram	D	B
13	Blue	Philippines	6.45	Pentagon	E	N
14		USA	9.30	Star	S	U

# Walkway ORIENTEERING ROUTE

Names: \_\_\_\_\_

**Challenge:** DESCRIBE the location of each control. Correct answer = 10 points.



Location	Control		Answer	Points
	Letter 1	Letter 2		
Example	A	S	Located on the wall at the end of the yard. ✓	10
1				
2				
3				
4				
5				
6				
7				
8				
9				
10				
11				
12				
13				
14				
Start Time:			Finish Time:	Score:

# ACTIVE Walkway

Names: \_\_\_\_\_



**Activity:** Move between the controls using either the travelling actions or the upper body movements that are listed below.


Location	Control		Action	Did it!
	Letter 1	Letter 2		
Example	A	S	<b>HOPSCOTCH from control 10 to control 11.</b> <i>AIR PUNCHES from control 10 to control 11.</i>	✓
1			WALK from control 1 to control 2. <i>CLAPPING HANDS from control 1 to control 2.</i>	
2			SKIP from control 2 to control 3. <i>BICEP CURLS from control 2 to control 3.</i>	
3			SIDE STEP from control 3 to control 4. <i>AIR PUNCHES from control 3 to control 4.</i>	
4			RUN from control 4 to control 5. <i>SIDE ARM RAISES from control 4 to control 5.</i>	
5			HOPSCOTCH from control 5 to control 6. <i>CHEST EXPANSIONS from control 5 to control 6.</i>	
6			WALK from control 6 to control 7. <i>FRONT CRAWL from control 6 to control 7.</i>	
7			SKIP from control 7 to control 8. <i>HAND CYCLE from control 7 to control 8.</i>	
8			SIDE STEP from control 8 to control 9. <i>CLAPPING HANDS from control 8 to control 9.</i>	
9			RUN from control 9 to control 10. <i>BICEP CURLS from control 9 to control 10.</i>	
10			HOPSCOTCH from control 10 to control 11. <i>AIR PUNCHES from control 10 to control 11.</i>	
11			WALK from control 11 to control 12. <i>SIDE ARM RAISES from control 11 to control 12.</i>	
12			SKIP from control 12 to control 13. <i>CHEST EXPANSIONS from control 12 to control 13.</i>	
13			SIDE STEP from control 13 to control 14. <i>FRONT CRAWL from control 13 to control 14.</i>	
14			RUN from control 14 back to Home Base. <i>HAND CYCLE from control 14 back to Home Base.</i>	

# Walkway COLOURS/PATTERNS

Names: \_\_\_\_\_



**Challenge:** Write the name of the colour or copy the pattern that you find at each control. Correct answer = 10 points.

Location	Name of Colour/Copy the Pattern	Points
Example		10
1		
2		
3		
4		
5		
6		
7		
8		
9		
10		
11		
12		
13		
14		

Score: \_\_\_\_\_

# Walkway FLAGS

Names: \_\_\_\_\_

\_\_\_\_\_

**Challenge:** Write the name of the country that the flag represents on each of the controls and list the flag colours. Correct answers = 10 points.



Location	Country	Flag Colours	Points
Example	Germany ✓	Black + Red + Yellow ✓	20
1			
2			
3			
4			
5			
6			
7			
8			
9			
10			
11			
12			
13			
14			

Score:

# Walkway CLOCKS

Names: \_\_\_\_\_

\_\_\_\_\_

**Challenge:** Write the time that you see on the clock face on each of the controls in analogue and digital format. Correct answers = 10 points.



Location	Analogue	Digital	Points
Example	Half past ten ✓	10:30 ✓	20
1			
2			
3			
4			
5			
6			
7			
8			
9			
10			
11			
12			
13			
14			

Score: \_\_\_\_\_



# Walkway CLOCKS (AM and PM)

Names: \_\_\_\_\_



**Challenge:** Write the time that you see on the clock face on each of the controls as an AM and PM time. Correct answers = 10 points.

Location	AM	PM	Points
Example	10:30 ✓	22:30 ✓	20
1			
2			
3			
4			
5			
6			
7			
8			
9			
10			
11			
12			
13			
14			

Score: \_\_\_\_\_

# Walkway CLOCKS (AM Calculations)

Names: \_\_\_\_\_



**Challenge:** Write the time that you see on the clock face as an AM time. Then complete the calculations. Correct answers = 10 points.

Location	AM Time		What time is 45 minutes later?		What time is 15 minutes earlier?		Points
Example	10:30	✓	11:15	✓	10:15	✓	30
1							
2							
3							
4							
5							
6							
7							
8							
9							
10							
11							
12							
13							
14							

Score: \_\_\_\_\_

# Walkway CLOCKS (PM Calculations)

Names: \_\_\_\_\_



**Challenge:** Write the time that you see on the clock face as a PM time. Then complete the calculations. Correct answers = 10 points.

Location	PM Time		What time is 45 minutes later?		What time is 15 minutes earlier?		Points
Example	22:30	✓	23:15	✓	22:15	✓	30
1							
2							
3							
4							
5							
6							
7							
8							
9							
10							
11							
12							
13							
14							

Score: \_\_\_\_\_

# Walkway SHAPES

Names: \_\_\_\_\_



**Challenge:** Write the name of the shape that you find at each of the controls. Correct answers = 10 points.

Location	Name of Shape	Number of sides	Number of corners	Points
Example	Semicircle ✓	2 ✓	2 ✓	30
1				
2				
3				
4				
5				
6				
7				
8				
9				
10				
11				
12				
13				
14				

Score:

# Walkway ADDITION

Names: \_\_\_\_\_

**Challenge:** Every letter that you find equals a number (see chart below).

ADD UP the two numbers that you find at each control and write your answer in the space provided below. Correct answers = 10 points.



Location	Control		Working Out	Answer	Points					
	Letter 1	Letter 2								
Example	A	S	A=1 S=19 1+19=20	20 ✓	10					
1										
2										
3										
4										
5										
6										
7										
8										
9										
10										
11										
12										
13										
14										
Bonus Questions	If you add up all the answers what number do you get?									
	If you add the smallest answer to the largest answer what number do you get?									
	If you add up all the even answers what number do you get?									
	If you add up all the odd answers what number do you get?									
A=1	B=2	C=3	D=4	E=5	F=6	G=7	H=8	I=9	Start Time:	
J=10	K=11	L=12	M=13	N=14	O=15	P=16	Q=17	R=18		Finish Time:
S=19	T=20	U=21	V=22	W=23	X=24	Y=25	Z=26	Score:		

# Walkway MULTIPLICATION

Names: \_\_\_\_\_

**Challenge:** Every letter that you find equals a number (see chart below).

MULTIPLY the two numbers that you find at each control. Write your answer in the space provided below. Correct answers = 10 points.



Location	Control		Working Out	Answer	Points					
	Letter 1	Letter 2								
Example	A	S	A=1 S=19 1x19=19	19 ✓	10					
1										
2										
3										
4										
5										
6										
7										
8										
9										
10										
11										
12										
13										
14										
Bonus Questions	If you add up all the answers what number do you get?									
	If you add the smallest answer to the largest answer what number do you get?									
	If you add up all the even number control answers what number do you get?									
	If you add up all the odd number control answers what number do you get?									
A=1	B=2	C=3	D=4	E=5	F=6	G=7	H=8	I=9	Start Time:	
J=10	K=11	L=12	M=13	N=14	O=15	P=16	Q=17	R=18		Finish Time:
S=19	T=20	U=21	V=22	W=23	X=24	Y=25	Z=26	Score:		

# Walkway SENTENCES

Names: \_\_\_\_\_

**Activity:** Write out a sentence that includes words that begin with each of the two letters that you find at each control. Be creative!



Location	Control		Sentence
	Letter 1	Letter 2	
Example	A	S	Active Schools are the best!!!
1			
2			
3			
4			
5			
6			
7			
8			
9			
10			
11			
12			
13			
14			

# Walkway ALPHABETICAL ORDERING

Names: \_\_\_\_\_

**Activity 1:** Record the two letters that you find at each control.

**Activity 2:** When you have finished the course re-order the letters pairs into the correct alphabetical order.

Location	Control	
	Letter 1	Letter 2
1		
2		
3		
4		
5		
6		
7		
8		
9		
10	A ✓	P ✓
11		
12		
13		
14		



List the pairs of letters that you find at the controls in alphabetical order

A P





# Walkway HANDWRITING

Names: \_\_\_\_\_

**Activity:** WRITE out the letters that you find at each control.



Location	Control		Answer
	Letter 1	Letter 2	
Example	A	S	A a S s
1			
2			
3			
4			
5			
6			
7			
8			
9			
10			
11			
12			
13			
14			

# Walkway READING SUGGESTIONS

Names: \_\_\_\_\_

**Activity:** Listen to the book recommendations that you hear about at each control and complete the chart below.

Location	Name of Book	Author	Interesting Fact	Like to Read it?
1				
2				
3				
4				
5				
6				
7				
8				
9				
10				
11				
12				
13				
14				

# Walkway DICTIONARY SEARCH

Names: \_\_\_\_\_

**Activity:** Find a word in the dictionary that begins with the first letter, and includes the second letter, that you find at each control. Write out both the **WORD** and the **EXPLANATION**.



Location	Control		Word	Explanation
	Letter 1	Letter 2		
Example	A	S	<b>Astronaut</b>	A person who is trained to travel in a spacecraft.
1				
2				
3				
4				
5				
6				
7				
8				
9				
10				
11				
12				
13				
14				

# Walkway MINDFULNESS

Names: \_\_\_\_\_

**Activity:** As you complete the walkway route pay close attention to the sights, sounds, smell and textures that surround you. Answer the question that you find at each control.



Location	Control		Question	Answer
	Letter 1	Letter 2		
Example	A	S	What is the most colourful thing that you can see?	The red flowers in the hedge.
1			What is the most colourful thing that you can see?	
2			What is the most noticeable sound that you can hear?	
3			Can you find anything with a smooth surface?	
4			What is the tallest man-made thing that you can see?	
5			Can you find anything with a rough, uneven surface?	
6			What is the strongest smell that you get?	
7			Can you describe the feeling of the ground underfoot?	
8			What is the most colourful thing that you can see?	
9			What is the most noticeable sound that you can hear?	
10			Can you find anything with a smooth surface?	
11			What is the tallest part of nature that you can see?	
12			Can you find anything with a rough, uneven surface?	
13			What is the strongest smell that you get?	
14			Can you describe the feeling of the ground underfoot?	

# Walkway QUIZ

Names: \_\_\_\_\_


**Challenge:** Answer the question that you find at each control. Correct answers = 10 points.

Location	Control		Answer	Points
	Letter 1	Letter 2		
1				
2				
3				
4				
5				
6				
7				
8				
9				
10				
11				
12				
13				
14				
Start Time:			Finish Time:	Score:

# Walkway

Names: \_\_\_\_\_

Activity: \_\_\_\_\_



Location		
Example		
1		
2		
3		
4		
5		
6		
7		
8		
9		
10		
11		
12		
13		
14		
Start Time:	Finish Time:	Score:

# OUR Walkway Route

Control Number	Location <i>Describe where this control is placed.</i>	Distance (m) <i>To the next control.</i>
Home Base		
1		
2		
3		
4		
5		
6		
7		
8		
9		
10		
11		
12		
13		
14		*
WALKWAY Launch Date:		Total Length (m):

*\* Measure the distance from control 14 back to Home Base too.*

## Notes

---



---



---



---



---



---



---



---

**Tell us what you think!**  
 Send your feedback to [resources@activeschoolflag.ie](mailto:resources@activeschoolflag.ie)



Active School Flag  
Mayo Education Centre  
Westport Road  
Castlebar  
Co. Mayo

(094) 902 0704  
[eolas@activeschoolflag.ie](mailto:eolas@activeschoolflag.ie)  
[www.activeschoolflag.ie](http://www.activeschoolflag.ie)  
 @activeflag

Get Ireland Walking  
Irish Sports HQ  
National Sports Campus  
Blanchardstown  
Dublin 15

(01) 625 1109  
[info@getirelandwalking.ie](mailto:info@getirelandwalking.ie)  
[www.getirelandwalking.ie](http://www.getirelandwalking.ie)  
 @GetIreWalking